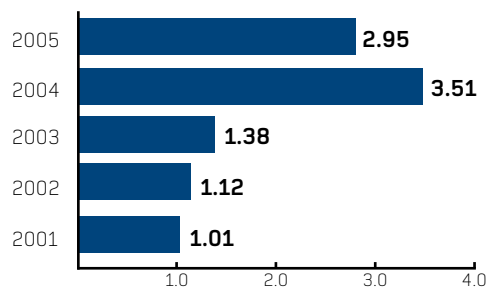


CONSOLIDATED NUMBERS

Metalúrgica Gerdau S.A.

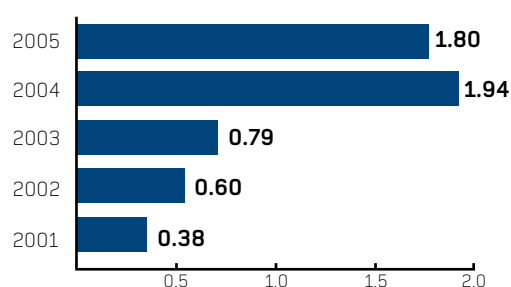
2005 Dividends (R\$ per share)



Amounts adjusted to payments and calculated based on the current number of outstanding shares.
Dividends paid on preferred shares.

Gerdau S.A.

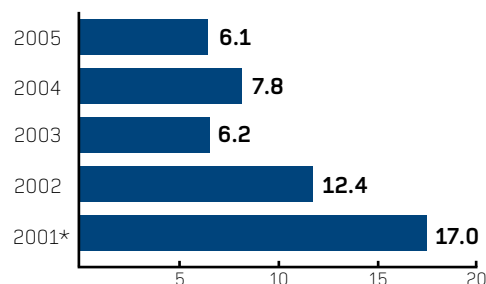
2005 Dividends (R\$ per share)



Amounts adjusted to payments and calculated based on the current number of outstanding shares.
Dividends paid on preferred shares.

Metalúrgica Gerdau S.A.

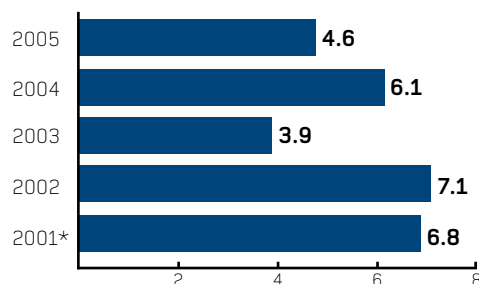
Dividend yield (%)



Dividend yield is the ratio between the dividend paid per share and the share price on the last day of the year.
*Supplementary, non-recurring dividend.

Gerdau S.A.

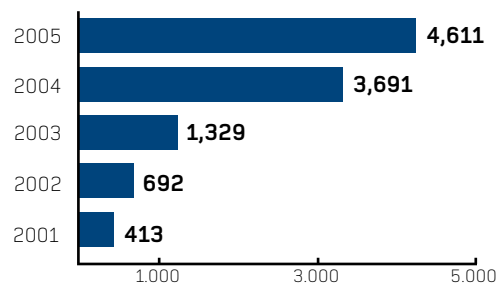
Dividend yield (%)



Dividend yield is the ratio between the dividend paid per share and the share price on the last day of the year.
*Supplementary, non-recurring dividend.

Metalúrgica Gerdau S.A.

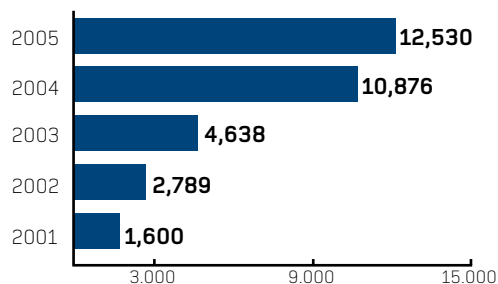
Average Annual Market Value (R\$ million)



Market value calculated as share price multiplied by the number of shares outstanding in the period.

Gerdau S.A.

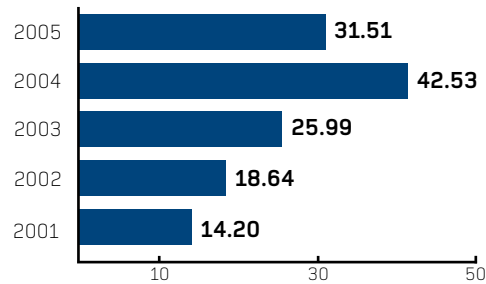
Average Annual Market Value (R\$ million)



Market value calculated as share price multiplied by the number of shares outstanding in the period.

Metalúrgica Gerdau S.A.

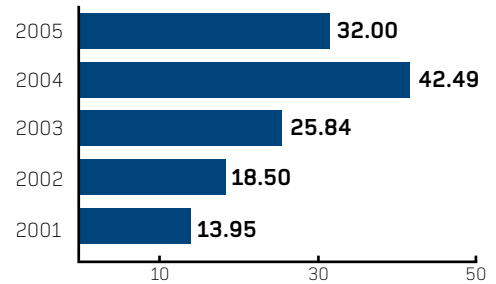
Return on Equity (%)



Return on equity (ROE) is the ratio between consolidated net income and consolidated equity.

Gerdau S.A.

Return on Equity (%)



Return on equity (ROE) is the ratio between consolidated net income and consolidated equity.

Social Responsibility (R\$ million)

	2005	2004
Total investment in social projects	41.7	38.7
Quality education	5.4	4.4
Education for entrepreneurship and competitiveness	10.2	7.6
Environmental education	1.3	2.2
Education through culture and sports	20.3	19.7
Community action	4.5	4.8

Environmental Management

	2005	2004
Reuse of industrial waters (% of total consumption)	96.8	96.7
Emission of greenhouse gases (kg of CO ₂ per metric ton of steel produced)	561.8	550.0
Use of by-products internally or in other sectors of the economy (% of total volume generated)	80.0	66.3

Exchange Rate

Year	R\$	US\$
2005	2.3407	1.00
2004	2.6544	1.00
2003	2.8892	1.00